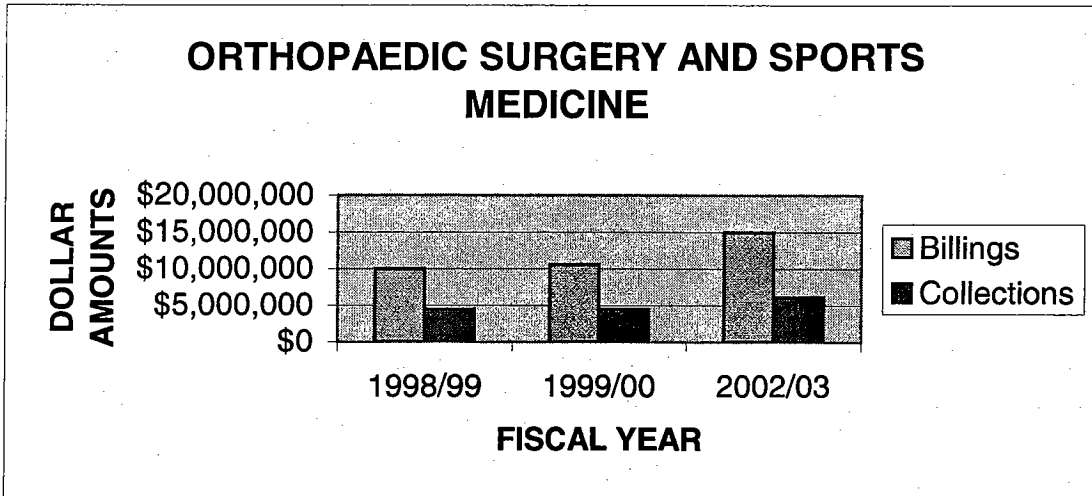
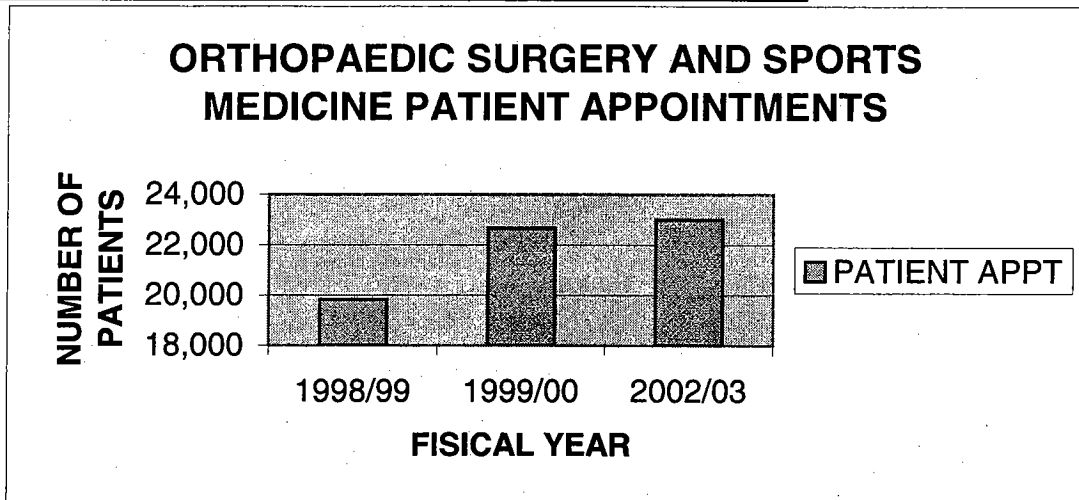


ORTHOPAEDIC SURGERY AND SPORTS MEDICINE

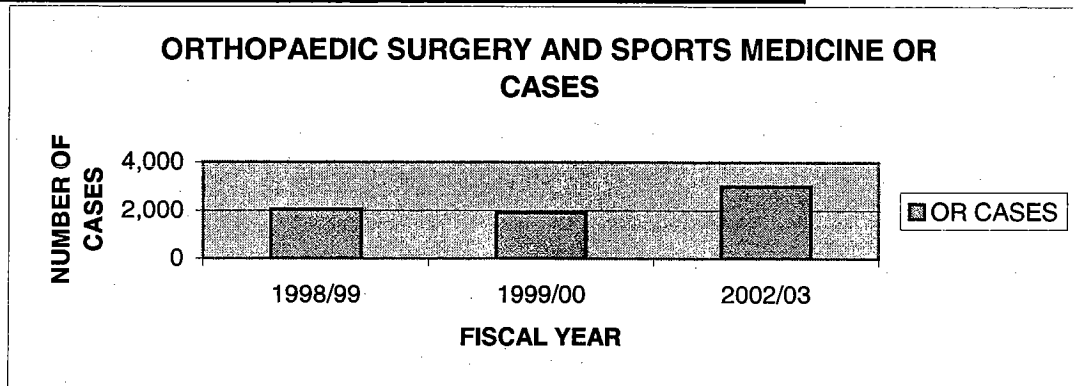
	1998/99	1999/00	2002/03
Billings	\$10,013,965	\$10,580,261	\$14,998,358
Collections	\$4,494,633	\$4,460,529	\$6,161,130



	1998/99	1999/00	2002/03
PATIENT APPT	19,829	22,654	22,997

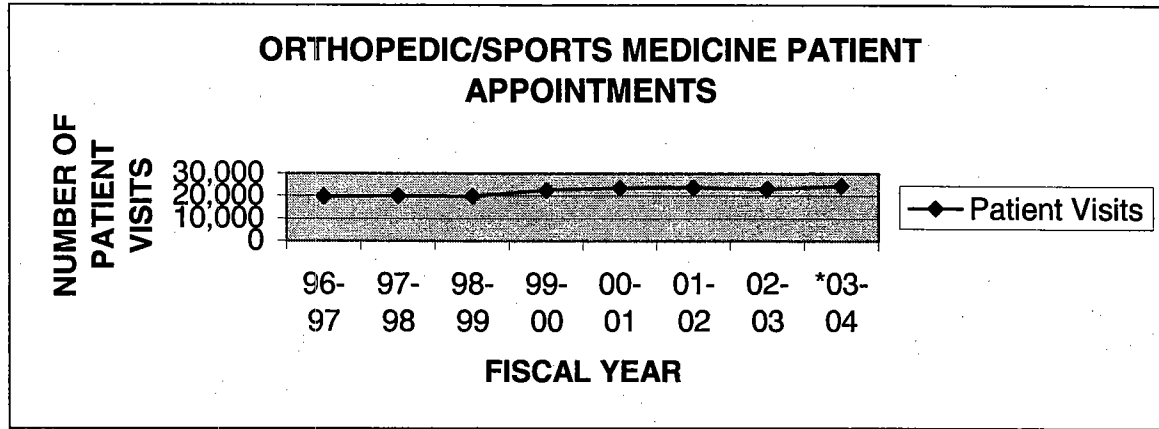


	1998/99	1999/00	2002/03
OR CASES	2,053	1,917	3,011



ORTHOPEDIC/SPORTS MEDICINE  
CLINIC VISITS

Fiscal Year	96-97	97-98	98-99	99-00	00-01	01-02	02-03	*03-04
Patient Visits	19,660	19,963	19,829	22,654	23,663	23,770	22,997	24,295

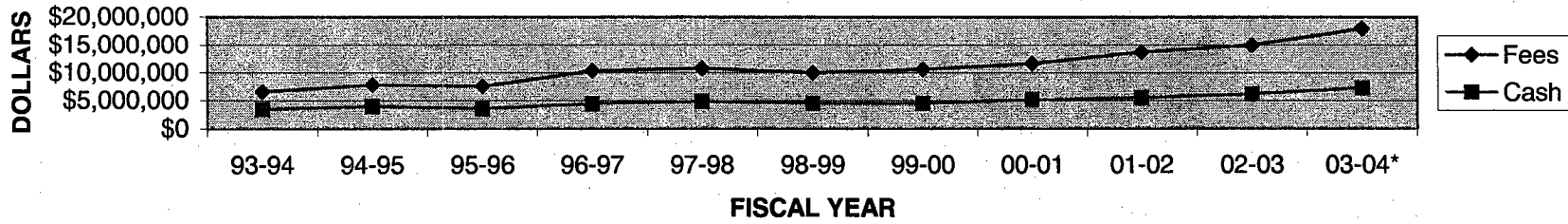


\*YTD-Adj.

Orthopaedics & Sports Medicine

	93-94	94-95	95-96	96-97	97-98	98-99	99-00	00-01	01-02	02-03	03-04*
Fees	\$6,553,769	\$7,827,229	\$7,535,205	\$10,341,298	\$10,745,256	\$10,013,965	\$10,580,261	\$11,617,979	\$13,692,281	\$14,998,358	\$17,941,069
Cash	\$3,467,150	\$3,972,087	\$3,530,923	\$4,439,435	\$4,793,807	\$4,494,633	\$4,460,529	\$5,114,184	\$5,488,745	\$6,161,130	\$7,276,563

**ORTHOPEDICS/SPORTS MEDICINE BILLINGS & COLLECTIONS**



\*03-04 YTD ADJ.

**KENTUCKY MEDICAL SERVICES FND, INC.**  
**ORTHOPAEDIC SI Y**  
**FY 2001-02**

	MONTHLY PROJECTIONS	JANUARY	FEBRUARY	MARCH	APRIL	MAY	JUNE	YTD	BUDGET VS. ACTUAL
BEGINNING BALANCE		\$1,225,825.58	\$1,254,885.67	\$1,122,708.07	\$1,184,736.98	\$1,249,805.23	\$1,321,375.49	\$1,165,444.30	
GROSS INCOME:									
FEE FOR SERVICE	\$365,026	\$398,093.60	\$417,905.39	\$418,936.45	\$430,947.24	\$424,244.83	\$416,293.71	\$4,917,738.47	\$537,428
C.A.T.S. (EXCLUDES D / S)	\$4,395	\$6,154.65	\$6,787.25	\$7,491.28	\$7,141.63	\$5,898.86	\$6,138.88	\$74,539.90	\$21,806
NON-MD	\$0	\$1,658.08	\$866.79	\$1,364.49	\$1,393.09	\$1,932.97	\$1,530.83	\$27,035.17	\$27,035
NON-MD (C.A.T.S.)	\$0	\$373.00	\$141.00	\$268.18	\$385.00	\$120.00	\$125.00	\$3,864.27	\$3,864
DRUGS & SUPPLIES	\$1,059	\$737.14	(\$2,514.96)	\$241.16	\$1,517.88	\$1,387.84	\$1,509.75	\$20,396.85	\$7,690
FINANCIAL COUNSELORS	\$0	\$683.00	\$7,049.50	\$1,214.00	\$576.00	\$4,215.00	\$1,537.00	\$59,475.30	\$59,475
UKHMO CAPITATION	\$33,890	\$32,118.41	\$32,141.81	\$32,271.97	\$32,541.15	\$31,646.02	\$30,520.96	\$385,695.22	(\$20,985)
TOTAL INCOME	\$404,369	\$439,817.88	\$462,376.78	\$461,787.53	\$474,501.99	\$469,445.52	\$457,656.13	\$5,488,745.18	\$636,314
LESS:									
BUSINESS OFFICE/FRINGES/MALPRACTICE/OTHER	\$51,629	\$56,265.88	\$59,688.36	\$59,185.49	\$60,692.55	\$60,120.50	\$58,602.06	\$701,194.32	
KY CLINIC CENTRAL ADMIN/PRIM CARE SUPPORT	\$9,074	\$8,740.99	\$9,277.68	\$9,198.27	\$9,424.12	\$9,320.09	\$9,089.81	\$108,748.97	
KY CLINIC SOUTH FACILITY SUPPORT	\$1,008	\$1,092.62	\$1,159.71	\$1,149.78	\$1,178.02	\$1,165.01	\$1,136.23	\$13,593.62	
DEAN'S TAX	\$32,265	\$34,963.97	\$37,110.72	\$36,793.10	\$37,696.48	\$37,280.38	\$36,359.24	\$434,995.90	
DEPT'L TAX	\$20,569	\$22,393.12	\$23,709.48	\$23,538.86	\$24,122.19	\$23,870.94	\$23,263.47	\$278,885.77	
TOTAL TAXES	\$114,545	\$123,456.58	\$130,945.95	\$129,865.50	\$133,113.36	\$131,756.92	\$128,450.81	\$1,537,418.58	
NET CASH RECEIPTS	\$289,824	\$316,361.30	\$331,430.83	\$331,922.03	\$341,388.63	\$337,688.60	\$329,205.32	\$3,951,326.60	\$473,437
LESS OP EXPENSES:									
FACULTY SALARIES	\$117,306	\$117,139.99	\$117,140.01	\$117,410.81	\$116,762.28	\$117,878.87	\$106,546.82	\$1,279,155.14	(\$128,516)
REALLOCATION	\$0	\$0.00	\$42,981.13	(\$7,227.39)	\$2,253.21	\$0.00	\$2.00	\$243,279.04	\$243,279
FRINGES	\$17,283	\$19,619.97	\$29,763.36	\$18,469.39	\$17,297.42	\$14,655.60	\$12,579.57	\$169,571.46	(\$37,830)
STAFF SALARIES	\$27,949	\$25,512.00	\$25,536.41	\$25,879.59	\$25,503.99	\$27,576.82	\$34,705.64	\$324,316.03	(\$11,075)
COE	\$6,462	\$4,708.58	\$7,987.11	\$7,761.08	\$12,577.19	\$12,578.75	\$9,919.55	\$118,287.26	\$40,747
CLINIC STAFF/FRINGES	\$67,939	\$79,786.11	\$75,062.51	\$78,435.16	\$78,848.43	\$76,474.05	\$103,478.50	\$995,595.44	\$180,327
CLINIC COE	\$7,939	\$9,995.45	\$11,374.09	\$16,087.54	\$13,260.08	\$10,125.62	\$14,008.89	\$158,147.14	\$62,882
KMSF-RFP-OP	\$13,911	\$23,142.75	\$14,945.82	\$13,698.36	\$13,127.05	\$9,826.33	\$11,352.18	\$206,506.32	\$39,578
TOTAL OP EXPENSE	\$258,789	\$279,904.85	\$324,790.44	\$270,514.54	\$279,629.65	\$264,116.04	\$292,593.15	\$3,494,857.83	\$389,394
NET INCOME	\$31,035	\$36,456.45	\$6,640.39	\$61,407.49	\$61,758.98	\$73,572.56	\$36,612.17	\$456,468.77	\$84,043
AMS SUBSIDY ALLOCATION	\$5,102	\$5,101.66	\$5,101.66	\$5,101.66	\$5,101.66	\$5,101.66	\$5,101.66	\$61,219.92	\$0
DEPARTMENT TRANSFER	\$5,400	\$0.00	\$0.00	\$0.00	\$0.00	\$0.00	\$0.00	\$0.00	(\$64,796)
NET INCOME	\$41,537	\$41,558.11	\$11,742.05	\$66,509.15	\$66,860.64	\$78,674.22	\$41,713.83	\$517,688.69	\$19,247
LESS PD EXPENSES:									
KMSF-RFP-DIV PD	\$6,349	\$12,498.02	\$3,740.43	\$3,241.99	\$1,792.39	\$6,847.21	\$12,996.68	\$95,293.26	\$19,105
TOTAL PD EXPENSES	\$6,349	\$12,498.02	\$3,740.43	\$3,241.99	\$1,792.39	\$6,847.21	\$12,996.68	\$95,293.26	\$19,105
TOTAL NET INCOME	\$35,188	\$29,060.09	\$8,001.62	\$63,267.16	\$65,068.25	\$71,827.01	\$28,717.15	\$422,395.43	\$142
BONUS		\$0.00	(\$140,179.22)	\$0.00	\$0.00	\$0.00	\$0.00	(\$245,099.84)	
TRANSFERS		\$0.00	\$0.00	(\$1,238.25)	\$0.00	(\$256.75)	\$31,655.88	\$40,192.63	
UKHMO UNAUTHORIZED - TRANSFER		\$0.00	\$0.00	\$0.00	\$0.00	\$0.00	\$0.00	(\$1,184.00)	
TRANSFERS AUDIT DOCUMENTATION		\$0.00	\$0.00	\$0.00	\$0.00	\$0.00	\$0.00	\$0.00	
ENDING BALANCE		\$1,254,885.67	\$1,122,708.07	\$1,184,736.98	\$1,249,805.23	\$1,321,375.49	\$1,381,748.52	\$1,381,748.52	

**Kentucky Medical Services Foundation, Inc.**  
**Department of Surgery**  
**Fiscal Year 01-02**

Report ID: SM-485017

Payor	June Billings	Service Mix %	YTD Billings	YTD %	Fiscal Year 2000 - 2001
CONTRACTS NEGOTIATED	\$83,691	2%	\$1,031,179	2%	6%
AETNA	\$62,146	1%	\$991,710	2%	0%
BLUEGRASS FAMILY HEALTH	\$178,703	3%	\$2,060,145	3%	3%
CHA HEALTH	\$303,034	6%	\$3,277,150	5%	4%
CHAMPUS/TRICARE	\$37,159	1%	\$335,246	1%	0%
CIGNA	\$58,331	1%	\$638,062	1%	0%
CORRECTIONAL INSTITUTIONS	\$32,026	1%	\$457,768	1%	0%
HUMANA	\$146,928	3%	\$1,793,971	3%	2%
UNITED HEALTHCARE	\$105,325	2%	\$2,110,264	3%	4%
VETERANS ADMINISTRATION	\$54,015	1%	\$554,855	1%	0%
AGENCY	\$23,985	0%	\$438,776	1%	1%
BLUE SHIELD	\$701,608	13%	\$7,765,216	12%	11%
COMMERCIAL	\$645,298	12%	\$6,443,056	10%	11%
GUARANTOR	\$524,296	10%	\$6,226,107	10%	9%
HUMAX	\$396	0%	\$15,444	0%	0%
MEDICAID	\$744,512	14%	\$9,925,532	15%	16%
MEDICARE	\$1,148,530	21%	\$13,728,460	21%	22%
UKHMO	\$220,082	4%	\$2,803,303	4%	4%
UKHP	\$0	0%	\$23,285	0%	0%
WORKMAN'S COMP	\$163,425	3%	\$2,966,231	5%	5%
SPECIAL SERVICES	\$119,887	2%	\$1,161,343	2%	1%
<b>Total</b>	<b>\$5,353,376</b>		<b>\$64,747,105</b>		

**KENTUCKY MEDICAL SERVICES  
DEPARTMENT OF SURGERY  
DIVISION OF ORTHOPAEDIC  
FISCAL YEAR 01-02**

Report ID: SM-585401

Payor	June Billings	Service Mix %	YTD Billings	YTD %	Fiscal Year 2000 - 2001
CONTRACTS NEGOTIATED	\$12,834	1%	\$200,432	1%	5%
AETNA	\$16,936	1%	\$147,580	1%	0%
BLUEGRASS FAMILY HEALTH	\$44,279	4%	\$434,918	3%	3%
CHA HEALTH	\$52,198	4%	\$504,181	4%	3%
CHAMPUS/TRICARE	\$10,291	1%	\$109,366	1%	0%
CIGNA	\$7,799	1%	\$84,439	1%	0%
CORRECTIONAL INSTITUTIONS	\$9,225	1%	\$78,254	1%	0%
HUMANA	\$30,616	3%	\$373,554	3%	2%
UNITED HEALTHCARE	\$22,152	2%	\$436,975	3%	4%
VETERANS ADMINISTRATION	\$0	0%	\$3,914	0%	0%
AGENCY	\$6,442	1%	\$208,943	2%	1%
BLUE SHIELD	\$186,037	16%	\$1,574,705	12%	10%
COMMERCIAL	\$207,099	18%	\$2,688,642	20%	21%
GUARANTOR	\$97,298	8%	\$1,518,614	11%	10%
HUMAX	\$0	0%	\$1,601	0%	0%
MEDICAID	\$91,853	8%	\$1,548,064	11%	12%
MEDICARE	\$191,302	16%	\$1,768,771	13%	11%
UKHMO	\$73,702	6%	\$716,529	5%	6%
UKHP	\$0	0%	\$59	0%	0%
WORKMAN'S COMP	\$95,937	8%	\$1,254,213	9%	11%
SPECIAL SERVICES	\$4,285	0%	\$38,528	0%	1%
<b>Total</b>	<b>\$1,160,285</b>		<b>\$13,692,281</b>		

	MONTHLY PROJECTIONS	JANUARY	FEBRUARY	MARCH	APRIL	MAY	JUNE	YTD	BUDGET VS. ACTUAL
BEGINNING BALANCE		\$1,673,252.39	\$1,692,004.01	\$1,398,696.38	\$1,647,622.97	\$1,597,240.31	\$1,609,353.84	\$1,381,748.52	
GROSS INCOME:									
FEE FOR SERVICE	\$374,323	\$349,106.05	\$326,986.88	\$383,853.97	\$340,656.93	\$416,148.73	\$406,462.42	\$4,880,086.70	\$388,209
C.A.T.S. (EXCLUDES D / S)	\$6,354	\$6,486.96	\$3,684.66	\$7,727.00	\$6,536.75	\$8,655.07	\$7,440.31	\$77,895.82	\$1,643
NON-MD	\$4,122	\$142.57	\$22.44	\$0.00	\$17.00	(\$136.29)	\$38.59	\$7,487.80	(\$41,973)
NON-MD (C.A.T.S.)	\$0	(\$15.00)	\$0.00	\$10.00	(\$109.00)	\$0.00	(\$39.00)	\$139.00	\$139
DRUGS & SUPPLIES	\$1,968	\$780.02	\$1,054.56	\$478.78	\$1,280.03	\$995.81	\$589.84	\$9,919.63	(\$13,690)
CONTRACT INCOME - NO TAX	\$50,352	\$0.00	\$0.00	\$250,327.79	\$0.00	\$0.00	\$0.00	\$397,176.23	(\$207,044)
SPECIAL SERVICES - REG TAX	\$0	\$1,410.00	\$3,247.50	\$5,025.00	\$3,410.00	\$5,111.50	\$5,819.00	\$47,758.00	\$47,758
FINANCIAL COUNSELORS	\$0	\$1,484.00	\$218.40	\$2,192.00	\$1,058.00	\$351.95	\$465.00	\$12,675.60	\$12,676
UKHMO CAPITATION	\$32,339	\$35,335.28	\$32,991.00	\$32,550.11	\$33,553.68	\$35,194.87	\$32,491.58	\$397,805.70	\$9,733
UKHMO FEE FOR SERVICE	\$0	(\$641.05)	\$164.92	\$4.50	\$230.49	(\$404.41)	\$14.00	\$81.50	\$82
TOTAL INCOME	\$469,458	\$394,088.83	\$368,370.36	\$682,169.15	\$386,633.88	\$465,917.23	\$453,281.74	\$5,831,025.98	\$197,531
LESS:									
BUSINESS OFFICE/FRINGES/MALPRACTICE/OTHER	\$53,264	\$50,181.80	\$46,937.44	\$55,247.61	\$49,177.09	\$59,550.64	\$58,077.62	\$695,655.58	
KY CLINIC CENTRAL ADMIN/PRIM CARE SUPPORT	\$8,260	\$7,863.62	\$7,345.87	\$8,627.05	\$7,708.92	\$9,301.15	\$9,053.85	\$108,326.07	
KY CLINIC SOUTH FACILITY SUPPORT	\$1,033	\$982.95	\$918.23	\$1,078.38	\$963.61	\$1,162.64	\$1,131.73	\$13,540.75	
DEAN'S TAX	\$37,069	\$31,454.50	\$29,383.47	\$34,508.21	\$30,855.67	\$37,204.62	\$36,215.38	\$433,304.27	
DEPT'L TAX	\$21,064	\$20,058.75	\$18,733.11	\$34,766.21	\$19,653.05	\$23,710.99	\$23,087.29	\$296,876.43	
TOTAL TAXES	\$120,690	\$110,541.62	\$103,318.12	\$134,227.46	\$108,338.34	\$130,930.04	\$127,565.87	\$1,547,703.10	
NET CASH RECEIPTS	\$348,768	\$283,547.21	\$265,052.24	\$547,941.69	\$278,295.54	\$334,987.19	\$325,715.87	\$4,283,322.88	\$98,109
LESS OP EXPENSES:									
FACULTY SALARIES	\$107,814	\$107,801.40	\$109,547.71	\$111,240.94	\$109,448.00	\$128,739.57	\$106,208.47	\$1,318,980.15	\$25,207
REALLOCATION	\$0	(\$60,668.66)	\$6,846.04	\$2,849.85	\$0.35	(\$21,269.53)	\$5,369.69	(\$189,397.18)	(\$189,397)
FRINGES	\$19,796	\$24,078.72	\$43,093.18	\$21,900.77	\$19,509.22	\$20,980.18	\$16,384.65	\$228,242.03	(\$9,309)
STAFF SALARIES	\$33,289	\$26,961.78	\$26,851.65	\$26,925.38	\$27,268.13	\$26,162.87	\$43,109.49	\$374,573.39	(\$24,896)
COE	\$8,323	\$2,497.97	\$7,548.26	\$8,316.13	\$8,716.97	\$3,107.90	\$14,811.62	\$74,279.29	(\$25,591)
CLINIC STAFF/FRINGES	\$84,707	\$75,533.62	\$75,336.89	\$77,671.13	\$82,629.00	\$84,534.78	\$119,653.36	\$986,070.30	(\$30,409)
CLINIC COE	\$8,030	\$10,580.78	\$13,090.12	\$5,185.87	\$4,761.92	\$4,771.08	\$18,479.90	\$117,212.84	\$20,853
KMSF-RFP-OP	\$14,739	\$5,355.91	\$8,676.29	\$3,814.97	\$7,587.68	\$12,158.42	\$45,693.92	\$166,484.16	(\$10,379)
TOTAL OP EXPENSE	\$276,697	\$192,141.52	\$290,990.14	\$257,905.04	\$259,921.27	\$259,185.27	\$369,711.10	\$3,076,444.98	(\$243,920)
NET INCOME	\$72,071	\$91,405.69	(\$25,937.90)	\$290,036.65	\$18,374.27	\$75,801.92	(\$43,995.23)	\$1,206,877.90	\$342,029
AMS SUBSIDY ALLOCATION	\$3,307.67	\$3,307.64	\$3,307.64	\$3,307.64	\$3,307.64	\$3,307.64	\$3,307.64	\$39,691.66	(\$0)
DEPARTMENT TRANSFER	\$1,712	\$0.00	\$0.00	\$0.00	\$0.00	\$0.00	\$41,948.15	\$87,973.61	\$67,430
NET INCOME	\$77,090	\$94,713.33	(\$22,630.26)	\$293,344.29	\$21,681.91	\$79,109.56	\$1,260.56	\$1,334,543.17	\$409,458
LESS PD EXPENSES:									
FACULTY SALARIES	\$42,329	\$42,829.00	\$42,829.00	\$42,829.00	\$42,829.00	\$42,829.00	\$42,829.00	\$513,948.00	(\$2)
FRINGES	\$7,523	\$7,523.00	\$7,523.00	\$7,523.00	\$7,523.00	\$7,523.00	\$7,523.00	\$90,276.00	\$6
COE	\$2,922	\$2,922.00	\$2,922.00	\$2,922.00	\$2,922.00	\$2,922.00	\$2,922.00	\$35,064.00	(\$3)
STAFF SALARIES	\$1,035	\$1,085.00	\$1,085.00	\$1,085.00	\$1,085.00	\$1,085.00	\$1,085.00	\$13,020.00	(\$3)
KMSF-RFP-DIV PD	\$13,433	\$18,788.21	\$16,387.79	\$15,656.82	\$17,705.57	\$12,280.77	\$13,280.38	\$171,423.56	\$9,631
KMSF-SPORTS WILDCAT SYMPOSIUM	\$0	\$2,161.00	\$0.00	\$0.00	\$0.00	\$0.00	\$206.53	\$8,662.48	\$8,662
TOTAL PD EXPENSES	\$67,842	\$75,308.21	\$70,746.79	\$70,015.82	\$72,064.57	\$66,639.77	\$67,845.91	\$832,394.04	\$18,291
TOTAL NET INCOME	\$9,248	\$19,405.12	(\$93,377.05)	\$223,328.47	(\$50,382.66)	\$12,469.79	(\$66,585.35)	\$502,149.13	\$391,167
BONUS		\$0.00	(\$199,930.58)	\$0.00	\$0.00	\$0.00	\$0.00	(\$364,607.52)	
IGT TRANSFER		\$0.00	\$0.00	\$150,183.52	\$0.00	\$0.00	\$0.00	\$150,183.52	
IGT BONUS		\$0.00	\$0.00	(\$124,585.40)	\$0.00	\$0.00	\$0.00	(\$124,585.40)	
TRANSFERS		(\$653.50)	\$0.00	\$0.00	\$0.00	(\$356.26)	\$0.00	(\$2,119.76)	
DEAN'S TAX RELIEF	\$4,028	\$0.00	\$0.00	\$0.00	\$0.00	\$0.00	\$0.00	\$0.00	
UKHMO UNAUTHORIZED - TRANSFER		\$0.00	\$0.00	\$0.00	\$0.00	\$0.00	\$0.00	\$0.00	
TRANSFERS AUDIT DOCUMENTATION		\$0.00	\$0.00	\$0.00	\$0.00	\$0.00	\$0.00	\$0.00	
ENDING BALANCE		\$1,692,004.01	\$1,398,696.38	\$1,647,622.97	\$1,597,240.31	\$1,609,353.84	\$1,542,768.49	\$1,542,768.49	

**KENTUCKY MEDICAL SERVICES  
DEPARTMENT OF SURGERY  
DIVISION OF ORTHOPAEDIC  
FISCAL YEAR 02-03**

Payor	June Billings	Service Mix %	YTD Billings	YTD %	Fiscal Year 2001 - 2002
CONTRACTS NEGOTIATED	\$12,899	1%	\$195,350	1%	1%
AETNA	\$40,751	3%	\$177,655	1%	1%
BLUEGRASS FAMILY HEALTH	\$6,882	1%	\$418,637	3%	3%
CHA HEALTH	\$49,852	4%	\$463,010	3%	4%
CHAMPUS/TRICARE	\$7,444	1%	\$123,930	1%	1%
CIGNA	\$32,934	2%	\$175,230	1%	1%
CORRECTIONAL INSTITUTIONS	\$1,765	0%	\$54,767	0%	1%
HUMANA	\$34,896	3%	\$441,809	3%	3%
UNITED HEALTHCARE	\$12,118	1%	\$309,980	2%	3%
VETERANS ADMINISTRATION	\$0	0%	\$3,330	0%	0%
AGENCY	\$3,887	0%	\$81,139	1%	2%
BLUE SHIELD	\$125,251	9%	\$1,466,586	10%	12%
COMMERCIAL	\$261,810	19%	\$2,957,862	20%	20%
GUARANTOR	\$192,687	14%	\$2,169,859	15%	11%
HUMAX	\$390	0%	\$17,855	0%	0%
MEDICAID	\$218,254	16%	\$1,617,585	11%	11%
MEDICARE	\$125,072	9%	\$1,404,800	10%	13%
UKHMO	\$94,203	7%	\$756,672	5%	5%
UKHP	\$0	0%	\$0	0%	0%
WORKMAN'S COMP	\$118,719	9%	\$1,316,396	9%	9%
SPECIAL SERVICES	\$6,352	0%	\$448,496	3%	0%
<b>Total</b>	<b>\$1,346,166</b>		<b>\$14,600,947</b>		